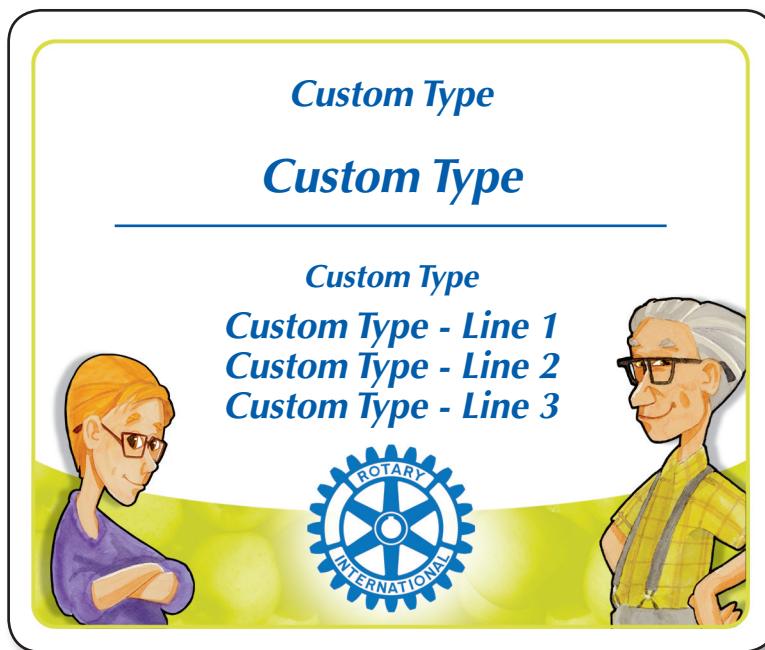
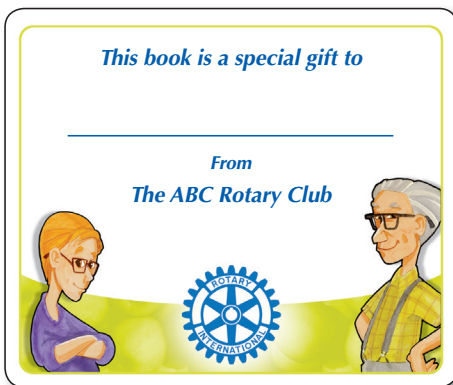


A&E BOOKPLATE TEMPLATE INSTRUCTIONS


- 1 Simply type your information into the Custom Type Fields in the template (page 2 of this PDF). Please see examples below.
- 2 Save your changes.
- 3 Load your printer with label stock (Use Avery® #5264 White Laser Labels 3 1/3" x 4" or equivalent) and print as many bookplates as you like (page 2 only).



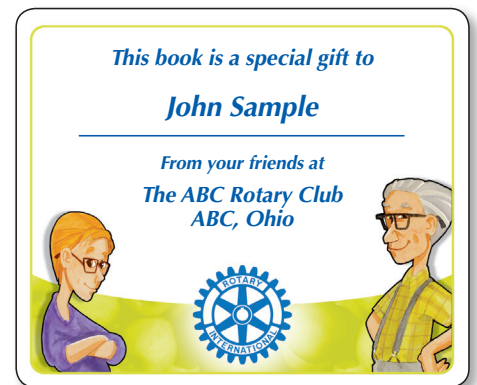
EXAMPLE A



EXAMPLE B



EXAMPLE C



PLEASE NOTE: If you are having trouble or if your information will not fit in the fields provided, contact us at info@andyandelmer.com and we'll be happy to customize a template for you.

